




# The World's Greatest Teddy Bear Hunt

## ACTIVITY SHEET 3



### → STEP 7: CREATING A MELODY

A **MELODY** IS CREATED BY DIFFERENT **PITCHES** GOING UP AND DOWN.



TAKE YOUR WORD FROM STEP 6, AND TRY SINGING IT TO A FEW MELODIES.  
WHAT SOUNDS GOOD TO YOU? SING IT TO YOUR FAMILY OR WRITE IT BELOW!

TIP:  
KEEP IT SIMPLE  
AND CATCHY!


---

---

---

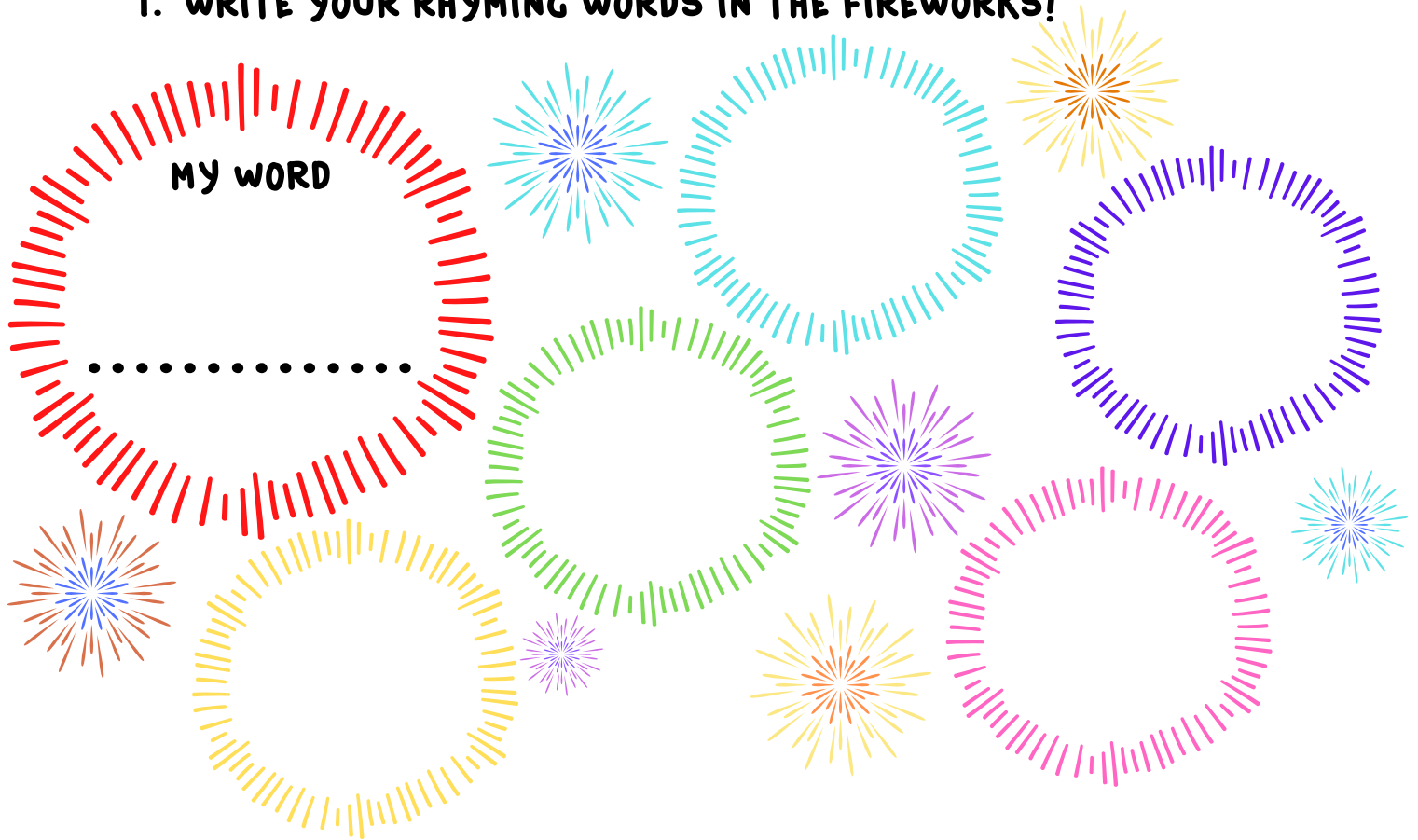
### → STEP 8: FINDING THE RIGHT PITCH

ITS IMPORTANT TO SING IN THE RIGHT PITCH FOR YOUR VOICE. IT SOUNDS  
BETTER AND FEELS BETTER! TRY SINGING YOUR MELODY HIGH AND LOW.



## → STEP 9: RHYMING

### 1. WRITE YOUR RHYMING WORDS IN THE FIREWORKS!



### 2. PUT TWO WORDS TOGETHER IN A LYRIC TO CREATE A RHYME

E.G. TEDDY BEAR, TEDDY BEAR, I CAN SEE YOU EVERYWHERE

NOW IT'S YOUR TURN! SCRIBBLE A FEW DIFFERENT IDEAS ~~~~~

.....

.....

.....

.....

.....

3. ONCE YOU HAVE A FEW IDEAS, TRY SINGING THEM TO YOUR MELODY AND RHYTHM.  
PICK YOUR FAVOURITE IDEA(S).

**WELL DONE! YOU HAVE WRITTEN YOUR CHORUS!**

WRITE YOUR CHORUS IN EACH BOX (YOU'LL NEED THESE LATER)

 **MY CHORUS** 

## QUIZ TIME!

CAN YOU MATCH EACH MUSICAL WORD TO THEIR MEANING?

**TEMPO**

THE MAIN MESSAGE OF A SONG

**RHYTHM**

A TUNE THAT IS MADE UP OF  
DIFFERENT PITCHES

**LYRIC**

HOW FAST OR SLOW A SONG IS

**MELODY**

A MUSICAL IDEA THAT YOU CAN  
CLAP, SING OR PLAY

**CHORUS**

THE WORDS OF A SONG



**DOWNLOAD  
OUR SONG!**

